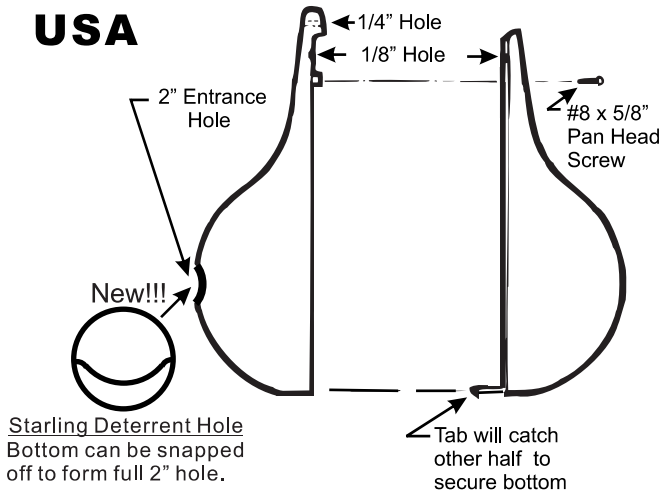


**Made
In
USA**

2-Piece Gourd Assembly



ASSEMBLY: Align back half of gourd to front half at bottom, match grooves in tabs while closing, and secure both halves with screw. Do not over-tighten, since over-tightening may cause gourd to pop open on sides.

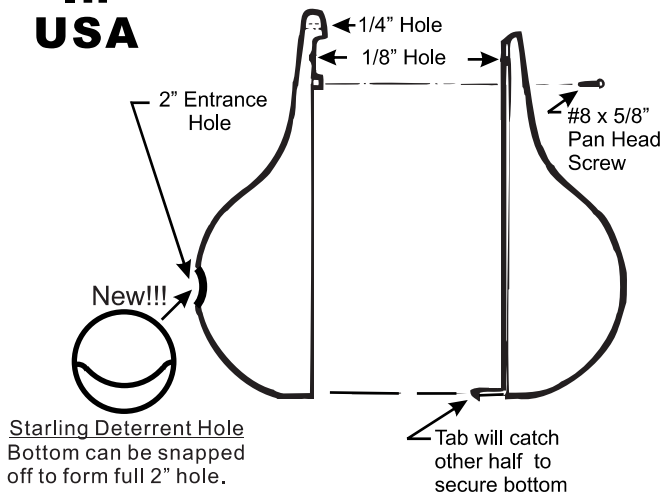
NOTES: The 1/4" hole is for mounting gourds on rods. A 1/8" hole is formed when the two halves meet. This hole can be use to hang gourds on a 1/8" wire line. Hole can be enlarged if needed.

During shipping some distortion may occur. If gourd does not stay together, they will reshape to each other by heating gourd and holding together until cool.

Visit Our Website At:
www.purplemartingourds.com

**Made
In
USA**

2-Piece Gourd Assembly



ASSEMBLY: Align back half of gourd to front half at bottom, match grooves in tabs while closing, and secure both halves with screw. Do not over-tighten, since over-tightening may cause gourd to pop open on sides.

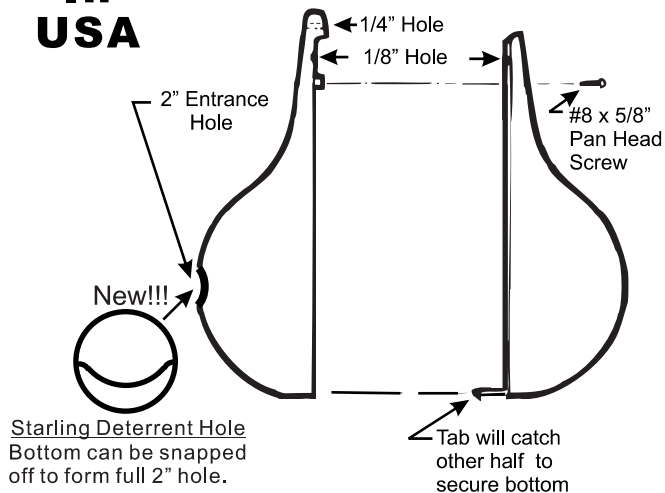
NOTES: The 1/4" hole is for mounting gourds on rods. A 1/8" hole is formed when the two halves meet. This hole can be use to hang gourds on a 1/8" wire line. Hole can be enlarged if needed.

During shipping some distortion may occur. If gourd does not stay together, the halves will reshape to each other by heating gourd and holding together until cool.

Visit Our Website At:
www.purplemartingourds.com

**Made
In
USA**

2-Piece Gourd Assembly



ASSEMBLY: Align back half of gourd to front half at bottom, match grooves in tabs while closing, and secure both halves with screw. Do not over-tighten, since over-tightening may cause gourd to pop open on sides.

NOTES: The 1/4" hole is for mounting gourds on rods. A 1/8" hole is formed when the two halves meet. This hole can be use to hang gourds on a 1/8" wire line. Hole can be enlarged if needed.

During shipping some distortion may occur. If gourd does not stay together, the halves will reshape to each other by heating gourd and holding together until cool.

Visit Our Website At:
www.purplemartingourds.com